



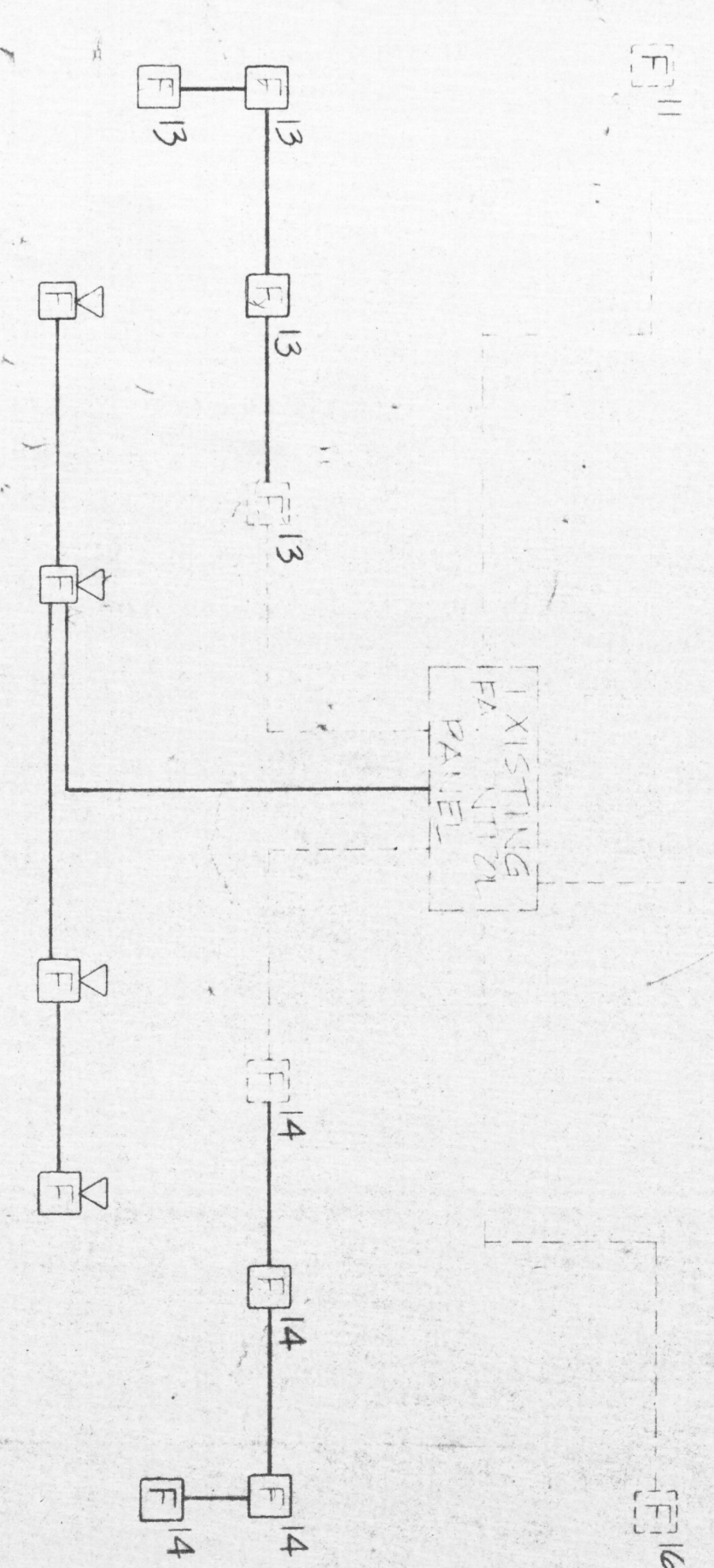
SECOND FLOOR LIGHTING PLAN AT CENTER - WAIKIKI OF BUILDING NEW WORK
 SCALE 1/8" = 1'-0"



EXIST'G FIRE ALARM ZONING PLAN
 NO SCALE



FIRE ALARM RISER DIAGRAM
 NO SCALE



- NOTES:**
- SEE OTHER PLANS & REMOVAL PLANS FOR EXIST'G & NEW PULL STA. & HORN LOCATIONS.
 - CONTRACTOR SHALL CONNECT NEW PULL STA. TO EXIST'G PULL STA. CIRCUITS AS SHOWN.
 - CONTRACTOR SHALL USE EXIST'G 1/2" FIRE ALARM DUCT OR EXIST'G EMPTY 2" DIA. DUCT TO MAINTAIN OPEN CIRCUIT BACK TO CONTROL PANEL.
 - CONTRACTOR SHALL DISCONNECT EXIST'G WIRE WITH FIRE ALARM CONTRACTOR & FIRE DEPARTMENT ALARM BUREAU.
 - CONDUCTOR SIZE & QUANTITY SHALL BE PER FIRE ALARM SPECS.
 - NUMBERS ON FA RISER DIAGRAM INDICATE ZONE.
 - SEE FA ZONING PLAN.
 - ALL NEW FIRE ALARM HORNS WILL BE ENERGIZED UPON ACTIVATION OF ANY FIRE ALARM PULL STATION OR SPRINKLER FLOW SWITCH.

RETURNED
 DATE _____
COPY OF ORIGINAL
 JAN 27 1988

REVISION NO.	DATE	BY	REVISION

DEPT. OF ACCOUNTING & GENERAL SERVICES
 STATE OF HAWAII

FOREIGN TRADE ZONE NO. 9 -
 RENOVATION & ALTERATION OF PIER 2
 2ND FLOOR LIGHTING PLAN, FA
 ZONING PLAN & RISER DIAGRAM

ENGINEER: CERIC CHONG & ASSOC.
 REGISTERED ELECTRICAL ENGINEER
 NO. 1474
 HONOLULU, OAHU, HAWAII

DATE: 02-26-2015
 SHEET: 1 OF 1

SCALE: AS NOTED